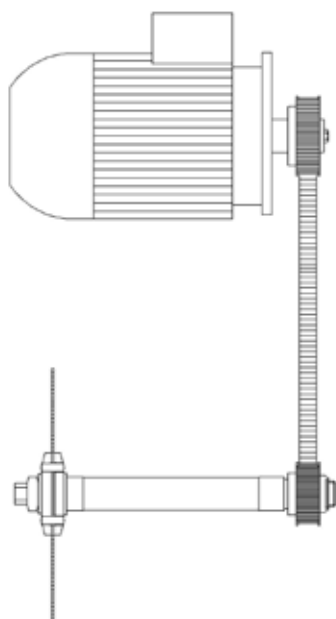


## MEC 120 CNC

Automatic cutting machine capable to miter cutting maintaining a high production rate.  
Capable of cutting ferrous and non ferrous materials with round, square or rectangular section.

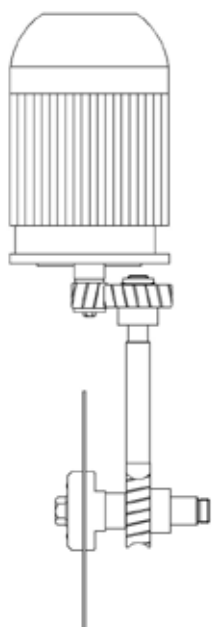
Round tube: from  $\varnothing$  5mm, to  $\varnothing$  100mm (optional: max  $\varnothing$  mm 120);  
Square tube: from 5 x 5mm, to 100 x 100mm (optional: max 110 x 110);  
Rectangular: from 5 x 10mm, to 120 x 100mm;  
Bar: from  $\varnothing$  12mm, a  $\varnothing$  50mm;

### HEADS TIPE



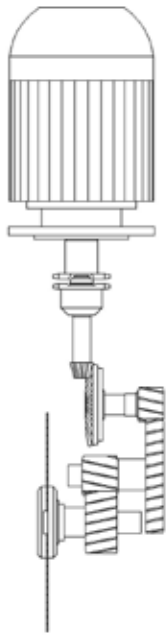
#### LIGHT CUTTING HEAD

- ▶ Vertical cutting descending from above saw head mounted on prismatic guides, with possibility of adjusting any possible play between the slides and the head, with automatic centralized lubrication.
- ▶ Suitable for light alloy (aluminum, brass, copper).
- ▶ Blade speed up to 4000 rpm.
- ▶ TCT blade.
- ▶ Electronic blade protection device which can be adjusted according to needs.
- ▶ Diameter the blade min 250 mm - max 350 mm.
- ▶ Blade lubrication and cooling system.



#### STANDARD CUTTING HEAD

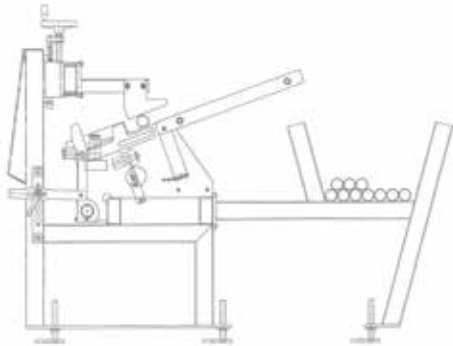
- ▶ Vertical cutting descending from above saw head mounted on prismatic guides, with possibility of adjusting any possible play between the slides and the head, with automatic centralized lubrication.
- ▶ Suitable for small tubes of carbon steel with thickness up to 2mm.
- ▶ Composed with bronze gear and worm screw.
- ▶ Blade speed in two ranges: 25-50 and 50-100 rpm
- ▶ HSS blade.
- ▶ Diameter the blade min  $\varnothing$  200 mm - max: 350 mm.
- ▶ Automatic rotation head  $\pm 45^\circ$



## HEAVY CUTTING HEAD

- ▶ Vertical cutting descending from above saw head mounted on prismatic guides, with possibility of adjusting any possible play between the slides and the head, with automatic centralized lubrication.
- ▶ Suitable for steel and stainless steel.
- ▶ Composed with hardened and ground helical toothed gears without any play or vibration of the saw blade.
- ▶ Two ranges of blade speed: 25-50 and 50-100 rpm (optional, 20-120rpm with frequency inverter).
- ▶ HSS blade that after be worn, can be re-sharpened.
- ▶ Diameter the blade min  $\varnothing$  200 mm - max: 350 mm.
- ▶ Blade lubrication and cooling system.


## LOADERS TYPE



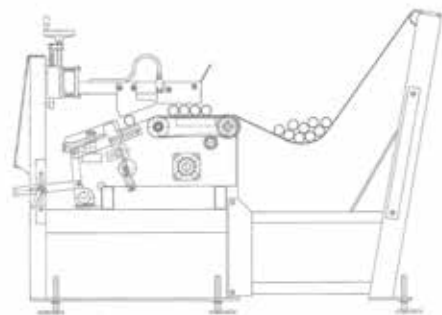
### AUTOMATIC SLOPE LOADER "M"

Suitable for the following material dimension:

- ▶ Round tubes from  $\varnothing$  6mm to  $\varnothing$  90mm.
- ▶ Square tubes from 10x10mm to 100x100mm.
- ▶ Rectangular tubes from 10x10mm to 120x80mm.
- ▶ Wall thickness up to 5mm for steel and stainless steel.
- ▶ Tube length from 2.5m to 6.5m (optional up to 9m).
- ▶ Loader gripper to feed the material into the machine.
- ▶ Load capacity limited to the inclined chute.
- ▶ Loader support to position the material on the inclined plane.




Others options will be indicated in an official quote.



### AUTOMATIC BUNDLE LOADER "BM"

Suitable for the following material dimension:

- ▶ Round tubes from  $\varnothing$  10mm to  $\varnothing$  90mm.
- ▶ Square tubes from 10x10mm to 100x100mm.
- ▶ Rectangular tubes from 10x10mm to 120x80mm.
- ▶ Wall thickness up to 5mm for steel and stainless steel.
- ▶ Tube length from 2.5m to 6.5m (optional up to 12m).
- ▶ Carrying capacity 4000kg (for a 6.5m loader).
- ▶ Automatic vertical and horizontal in-feeding device from the bundle of tubes to the cutting machine.
- ▶ Loader gripper to feed the material into the machine.



Others options will be indicated in an official quote.

## AUTOMATIC CHAIN LOADER CM

Suitable for the following material dimension:

- ▶ Round tubes from  $\varnothing$  6mm to  $\varnothing$  100mm.
  - ▶ Square tubes from 8X8mm to 100X100mm.
  - ▶ Rectangular tubes from 10x10mm to 120x80mm.
  - ▶ Special profile (external dimension max 120x80mm).
- 
- ▶ Tube length from 2,5m to 6,5m.
  - ▶ Manual load of the profile in the loader.
  - ▶ Security device to allow the manual loading in the spaces.
  - ▶ Automatic in-feeding device from the loader chain into the cutting machine.
  - ▶ Loader gripper to feed the material into the machine.
  - ▶ Customized n° of teeth in the chain according with the profile dimension.

## CUTTING MACHINE OPTIONS

- ▶ Optimization software that allows getting the minimum scrap in the bar and allows cutting many different angles even out of axis.
- ▶ Potentiometer for a smooth adjustment of the blade speed and inverter for an efficient power transmission at low speeds (cutting speed from 20 to 120 r.p.m.).
- ▶ Modification to mount a 370mm blade in order to cut up to  $\varnothing$ 120 mm +/- 45°.
- ▶ Aluminum high speed head.
- ▶ Automatic head rotation +/-60°.
- ▶ Discharge axis to make every type of angle in both side.
- ▶ Electronic control for the head descent to have 2 different speeds while the blade is inside the tube.
- ▶ Micro lubrication of the blade.
- ▶ Heating device for the hydraulic oil.
- ▶ Chips conveyor.
- ▶ Automatic discharge unit with n°2 unloading position standard length 3m. (4m and 6m as optional).
- ▶ Customized discharge device.

